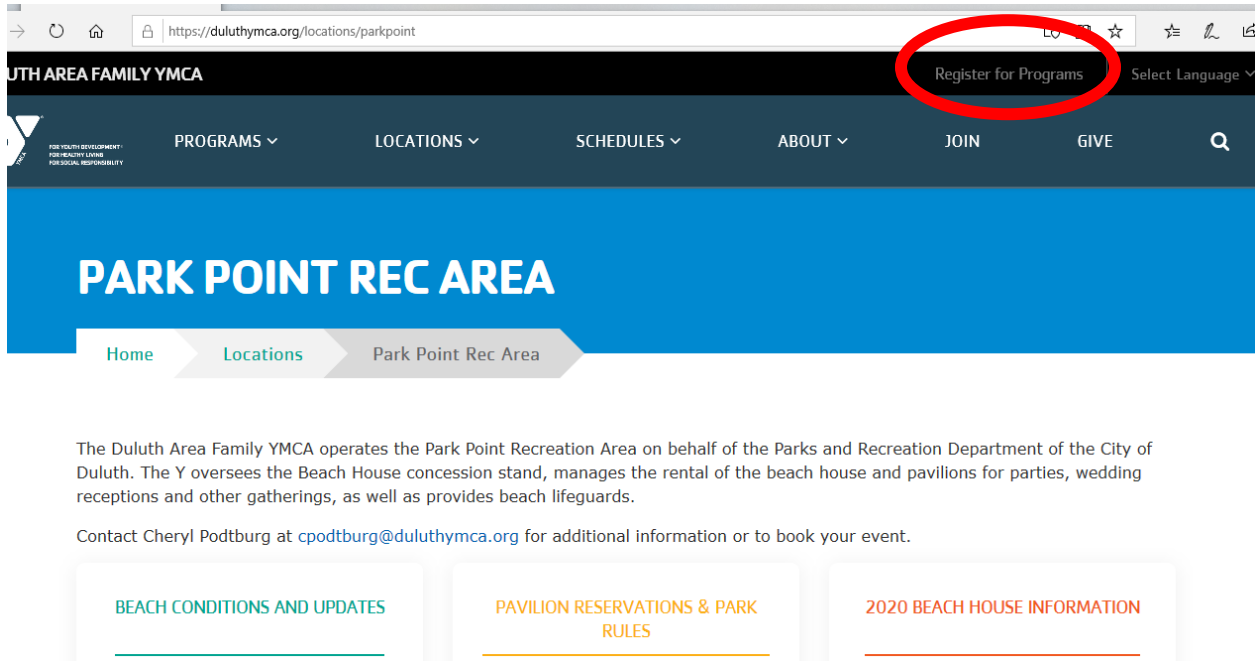
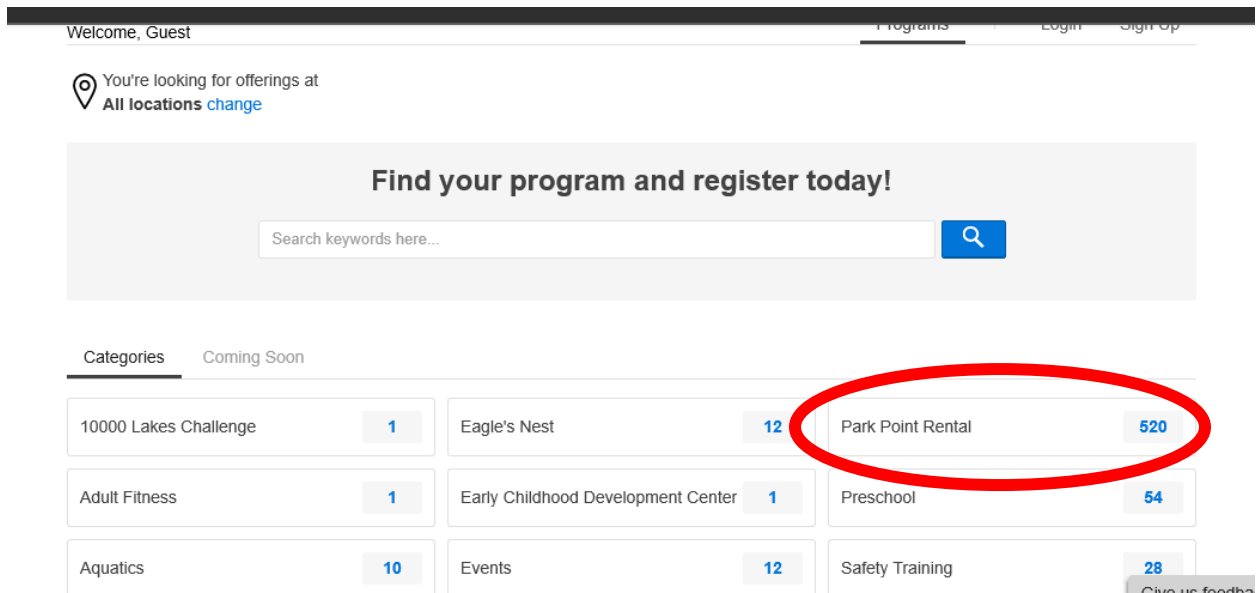


# Having trouble reserving a pavilion at Park Point?

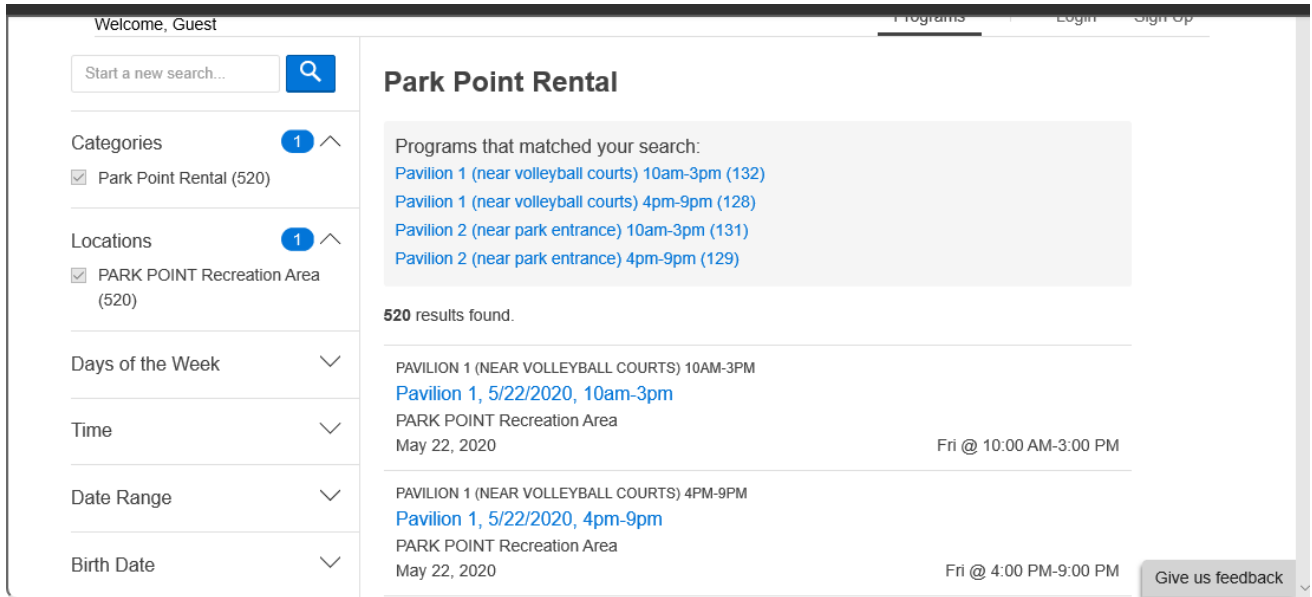
1. Go to [www.duluthymca.org](http://www.duluthymca.org) and click the "register for programs" button on the upper right part of the screen. This opens the program registration system.



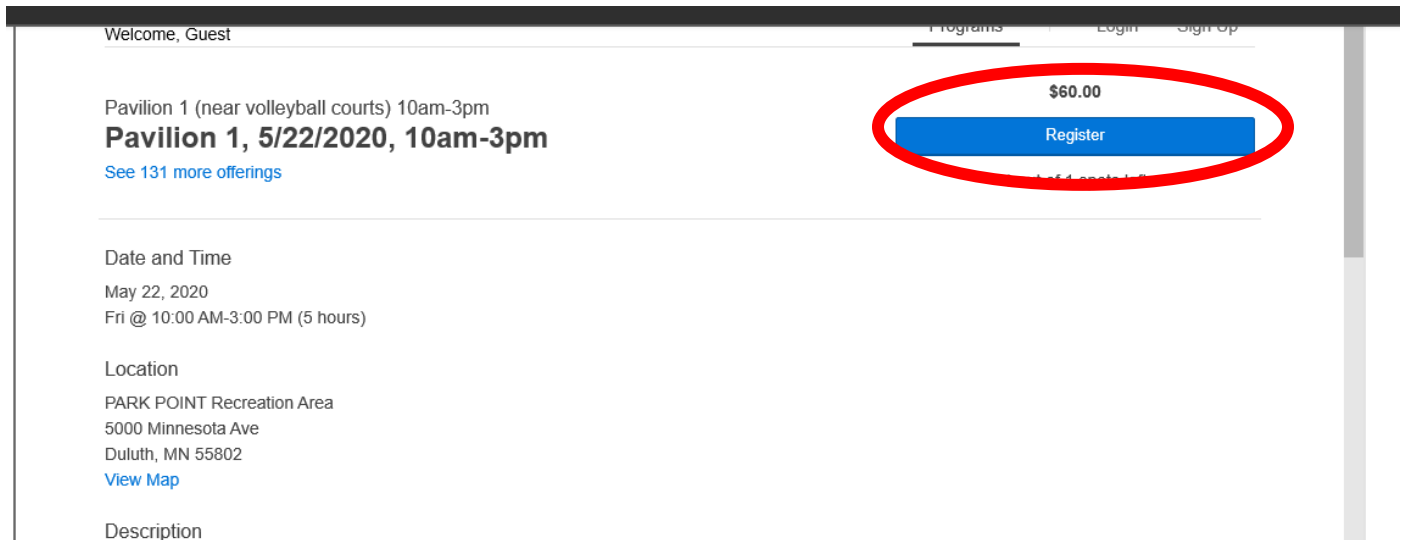
2. On the next screen, under categories, click "Park Point Rental."



3. On the next screen, you should be able to choose your pavilion, and find your date.  
OR, using the left side of the screen, sort by date, day of the week, etc.




4. Make your selection and click the blue "register" button.



5. This will bring you to the log in page. If you registered online last year, you can enter your email address and password from last year. There's also a link to click if you forgot your password. Or, if you didn't register online with us before, you can set up an account. (Please note that passwords must have at least 7 characters and

include 1 upper case letter, 1 lower case letter, and 1 number.)



**Duluth Area Family YMCA**

Program Search

I want to sign in to my account

Email Address

Password

[Forgot your password?](#)

I want to set up online access for my account

If you're a current or past member, or if you have registered for programs in the past, but you haven't set up your online account, select this option to enable your online account. You can use your online account to register for classes, programs and events.

I don't have an account, but I want to create one

If you've never been a member or enrolled in any of our programs or classes, select this option to create an online account. You can use your online account to register for classes, programs and events.

6. Next, you should be brought to the payment screen. Once you've entered your payment information, you'll need to print your receipt, as that serves as your permit.